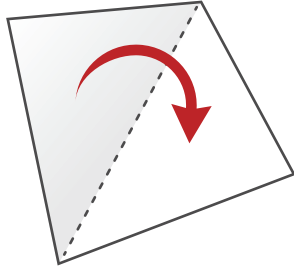


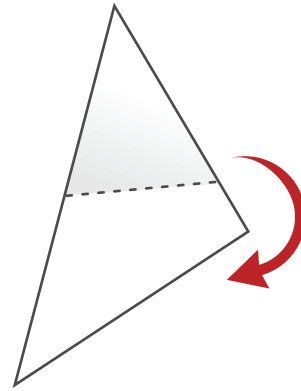
FRENCH NAPKIN FOLD

1



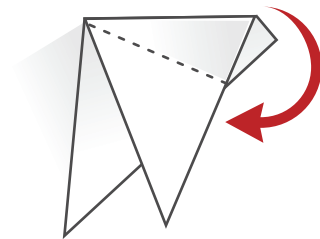
Fold a Vanity Fair® Napkin diagonally to form a triangle.

2




Fold the top corner down over the bottom edge of the napkin.

3



Fold the top of the napkin down again.

4



Now you're ready to set your table.

For more decorating tips and napkin folds, visit ► vanityfairnapkins.com